

**Shareholding Pattern under Regulation 31 of SEBI (Listing Obligations and Disclosure Requirements) Regulations, 2015**

Name of the Company: **SOBHA LIMITED (FORMERLY SOBHA DEVELOPERS LIMITED)**


Scrip Code **532784 (BSE)**

**SOBHA (NSE)**

Shareholding Pattern Filed under **Regulation 31(1)(b) of SEBI (Listing Obligations and Disclosure Requirements) Regulations, 2015 for the quarter ended June 30, 2018**

**Declaration**

		Public	Non Promoter - Non Public
<b>Sr.No.</b>	<b>Particulars</b>	<b>Yes/No</b>	<b>Yes/No</b>
1	Whether the Listed Entity has issued any partly paid up shares?	No	No
2	Whether the Listed Entity has issued any Convertible Securities or Warrants?	No	No
3	Whether the Listed Entity has any shares against which depository receipts are issued?	No	No
4	Whether the Listed Entity has any shares in locked-in?	No	No
5	Whether any shares held by promoters are pledge or otherwise encumbered?	NA	NA
6	Whether the Listed Entity has issued any Differential Voting Rights?	No	No



*M. N. Reddy*


Table 1 - Summary Statement

Sl No.	Category of shareholder	Number of shareholders	Number of fully paid up equity shares held	Number of Partly paid-up equity shares held	Number of shares underlying Depository Receipts	Total Numbers of shares held (IV+V+VI)	Shareholding as a % of total no. of shares (calculated as per SCRR, 1957) As a % of (A+B+C2)	Number of Voting Rights held in each class of securities		Number of Underlying Outstanding Convertible Securities (including Warrants)	Shareholding, as a % assuming full conversion of convertible securities as a percentage of diluted share capital (A+B+C2)	Number of Locked in shares		Number of Shares pledged or otherwise encumbered	Number of equity shares held in dematerialised form
								Class e.g. X	Class e.g. Y			No. (a)	As a % of Total Shares held (b)		
(I)	(II)	(III)	(IV)	(V)	(VI)	(VII) = (IV+V+VI)	(VIII)	(IX)	(X)	(XI) = (XII+X3)	(XII)	(XIII)	(XIV)	(XV)	
(A)	Promoter & Promoter Group	4	53,054,683	-	-	53,054,683	55.94	53,054,683	55.07	-	55.94	-	-	-	53,054,683
(B)	Public	55,251	41,791,170	-	-	41,791,170	44.06	41,791,170	43.39	-	44.06	10,000,000	18.85	41,791,162	
(C1)	Non Promoter - Non Public	-	-	-	-	-	-	-	-	-	-	-	-	-	
(C2)	Shares Underlying DRs	-	-	-	-	-	-	-	-	-	-	-	-	-	
	Shares held by Employee Trust	55,555	94,845,853	-	-	94,845,853	100.00	94,845,853	98.49	-	100.00	10,000,000	10.54	94,845,745	
	<b>Total</b>														



Sl.No.	Category & Name of shareholder	Number of shareholders	Number of fully paid up equity shares held	Number of partly paid up equity shares held	Number of shares underlying Depository Receipts	Total number shares held (V)=(V1)+(V2)	Shareholding % calculated 1957/(As a % of A+B+C2)			Number of Voting Rights		Number of Shares Underlying Outstanding Convertible Securities (including Warrants)	Shareholding % assuming full conversion of convertible securities (as a percentage of diluted)	Number of Locked in shares		Number of Shares pledged or otherwise encumbered	Number of equity shares held in dematerialised form		
							(VIII)	Class eg: X	Class eg: Y	Total	Total as a % of Total Voting Rights			No. (a)	As a % of Total Shares held (b)			No. (a)	As a % of Total Shares held (b)
1	(i) Indian Individuals / Hindu Undivided Family	-	-	-	-	-	-	-	-	-	-	-	-	-	-	-	(XIV)		
(a)	Central Government / State Government(s)	-	-	-	-	-	-	-	-	-	-	-	-	-	-	-	-		
(b)	Govt. Other (Specific)	-	-	-	-	-	-	-	-	-	-	-	-	-	-	-	-		
(c)	Financial Institutions / Banks	-	-	-	-	-	-	-	-	-	-	-	-	-	-	-	-		
(d)	Relative of Promoter	1	45,000	-	-	45,000	0.05	45,000	0.05	45,000	0.05	0.05	-	-	-	-	45,000		
(e)	P.N. Holdings	1	45,000	-	-	45,000	0.05	45,000	0.05	45,000	0.05	0.05	-	-	-	-	45,000		
	Sub Total (A)(1)	1	45,000	-	-	45,000	0.05	45,000	0.05	45,000	0.05	0.05	-	-	-	-	45,000		
2	(i) Foreign Individuals (Non-Resident Individuals / Foreign Institutions)	-	-	-	-	-	-	-	-	-	-	-	-	-	-	-	-		
(a)	Siddha Menon	1	35,626,420	-	-	35,626,420	37.36	35,626,420	37.36	35,626,420	37.36	37.36	-	-	-	-	35,626,420		
	P.N.C Menon (Inclusive of joint holding with Subbu Menon)	1	17,350,313	-	-	17,350,313	18.29	17,350,313	18.29	17,350,313	18.29	18.29	16,000,000	57.64	17,350,313	17,350,313			
(b)	Ravi PNC Menon	1	32,950	-	-	32,950	0.03	32,950	0.03	32,950	0.03	0.03	-	-	-	-	32,950		
(c)	Government Institutions	-	-	-	-	-	-	-	-	-	-	-	-	-	-	-	-		
(d)	Foreign Portfolio Investor (Govt. Other (Specific))	-	-	-	-	-	-	-	-	-	-	-	-	-	-	-	-		
(e)	Sub Total (A)(2)	3	53,009,683	-	-	53,009,683	55.69	53,009,683	55.69	53,009,683	55.69	55.69	-	-	-	-	53,009,683		
	Group (A) = (A)(1)+(A)(2)	4	53,054,683	-	-	53,054,683	55.94	53,054,683	55.94	53,054,683	55.94	55.94	16,000,000	18.86	53,054,683	53,054,683			

Table IA: Unclaimed Shares	
Sl.No.	Number of Shareholders
	Number of Shares




Sl No.	Category & Name of shareholder	Number of shareholders	Number of fully paid up equity shares held	(IV)	(V)	Number of Partly paid up equity shares held	Number of shares held as % of total no. of shares (calculated as per NCR, 1987) As a % of (V)+(V2)	Number of Voting Rights held in each class of securities			Number of Shares Underlying Outstanding convertible securities (including Warrants)	Shareholding g. as a % full conversion of convertible securities (as a percentage of diluted equity) As a % of (VI)+(V2)	Number of Locked in shares		Number of Shares pledged or otherwise encumbered		Number of equity Shares held in dematerialised form
								Class e.g. X	Class e.g. Y	Total			No. (a)	As a % of total Shares held (b)	No. (a)	As a % of total Shares held (b)	
1	Investments																
(a)	Mutual Fund	4	7,406,084	7,406,084	7,406,084	7,406,084	7.81	7,406,084	7,406,084	7.81	7.81	-	-	-	-	-	7,406,084
	Fidelity India Smaller Companies		4,051,429	4,051,429	4,051,429	4,051,429	4.27	4,051,429	4,051,429	4.27	4.27	-	-	-	-	-	4,051,429
	ICICI Mutual bang Investor Limited		3,316,886	3,316,886	3,316,886	3,316,886	3.52	3,316,886	3,316,886	3.52	3.52	-	-	-	-	-	3,316,886
(b)	Venture Capital Funds																
(c)	Alternate Investment Funds																
(d)	Foreign Venture Capital Investors																
(e)	Foreign Portfolio Investor	146	28,508,127	28,508,127	28,508,127	28,508,127	30.27	28,508,127	28,508,127	30.27	30.27	-	-	-	-	-	28,508,127
	Schroder International Selection Fund Emerging Asia		4,766,260	4,766,260	4,766,260	4,766,260	5.05	4,766,260	4,766,260	5.05	5.05	-	-	-	-	-	4,766,260
	Nordea 1 New - Emerging Stars Equity Fund		4,051,366	4,051,366	4,051,366	4,051,366	4.30	4,051,366	4,051,366	4.30	4.30	-	-	-	-	-	4,051,366
	Government Pension Fund Global		1,551,807	1,551,807	1,551,807	1,551,807	1.64	1,551,807	1,551,807	1.64	1.64	-	-	-	-	-	1,551,807
	Japan Trustee Services Bank Ltd		986,465	986,465	986,465	986,465	1.05	986,465	986,465	1.05	1.05	-	-	-	-	-	986,465
(f)	Financial Institutions / Banks	3	579,787	579,787	579,787	579,787	0.61	579,787	579,787	0.61	0.61	-	-	-	-	-	579,787
(g)	Insurance Companies	1	53,272	53,272	53,272	53,272	0.06	53,272	53,272	0.06	0.06	-	-	-	-	-	53,272
(h)	Provident Funds/Pension Funds																
(i)	Any Other (Specify)																
2	Central Government/ State Government/ President of India	154	36,747,270	36,747,270	36,747,270	36,747,270	38.74	36,747,270	36,747,270	38.74	38.74	-	-	-	-	-	36,747,270
3	Sub Total (B1) to (B7)																
3	Non-Institutions																
(a)	Individual shareholders holding nominal share capital up to Rs. 2 lakhs	51,662	3,437,736	3,437,736	3,437,736	3,437,736	3.52	3,437,736	3,437,736	3.52	3.52	-	-	-	-	-	3,437,736
(b)	Individual shareholders holding nominal share capital in excess of Rs. 2 lakhs	9	312,172	312,172	312,172	312,172	0.33	312,172	312,172	0.33	0.33	-	-	-	-	-	312,172
(c)	SRFs (Subsidiary with RFI)	3	1,795	1,795	1,795	1,795	0.00	1,795	1,795	0.00	0.00	-	-	-	-	-	1,795
(d)	Overseas Depositories (including DRs)																
(e)	(Balancing figure)																
(f)	Any Other (Specify)	3,733	1,392,177	1,392,177	1,392,177	1,392,177	1.47	1,392,177	1,392,177	1.47	1.47	-	-	-	-	-	1,392,177
	IFP		2,476	2,476	2,476	2,476	0.00	2,476	2,476	0.00	0.00	-	-	-	-	-	2,476
	Trusts	4	412	412	412	412	0.00	412	412	0.00	0.00	-	-	-	-	-	412
	Foreign Nationals	1	36	36	36	36	0.00	36	36	0.00	0.00	-	-	-	-	-	36
	Dimut. Subdivided Funds	2,096	119,240	119,240	119,240	119,240	0.13	119,240	119,240	0.13	0.13	-	-	-	-	-	119,240
	Non-Resident Indians (Non-Repatriable)	295	37,658	37,658	37,658	37,658	0.06	37,658	37,658	0.06	0.06	-	-	-	-	-	37,658
	Other Diasporas																
	Non-Resident Indians (Repatriable)	995	207,881	207,881	207,881	207,881	0.22	207,881	207,881	0.22	0.22	-	-	-	-	-	207,881
	Independent Director	1	4,369	4,369	4,369	4,369	0.00	4,369	4,369	0.00	0.00	-	-	-	-	-	4,369
	Office Bearers	116	17,466	17,466	17,466	17,466	0.02	17,466	17,466	0.02	0.02	-	-	-	-	-	17,466
	Overseas Bodies/Corporates	2	11	11	11	11	0.00	11	11	0.00	0.00	-	-	-	-	-	11
	(Including BSEs)	46	137,052	137,052	137,052	137,052	0.14	137,052	137,052	0.14	0.14	-	-	-	-	-	137,052
	Sub Total (B8)	82	845,362	845,362	845,362	845,362	0.89	845,362	845,362	0.89	0.89	-	-	-	-	-	845,362
	Sub Total (B9)	44,377	5,043,900	5,043,900	5,043,900	5,043,900	5.32	5,043,900	5,043,900	5.32	5.32	-	-	-	-	-	5,043,900
	Total Public Shareholding (B1 - (B8) + (B9))	55,551	41,791,170	41,791,170	41,791,170	41,791,170	44.06	41,791,170	41,791,170	44.06	44.06	-	-	-	-	-	41,791,170

Table III A - Details of Shareholders acting as Persons in Control including their Shareholding

Sl No.	Name of Shareholder	Number of Shareholders	Holding %

Sl No.	Details of Shares Unclaimed	Number of Shareholders	Number of Shares held
1	81		841



Sl No.	Category & Name of shareholders	Table IV - Statement showing shareholding pattern of the Non Promoter, Non Public shareholder												
		Number of shareholders	Number of fully paid up equity shares held	Number of partly paid up equity shares held	Number of underlying Depository Receipts	Total number shares held as a % of total number of shares (calculated as per SCRR, 1957) As a % of (A+B+C2)	Number of Voting Rights		Number of Shares Underlying Outstanding convertible securities (including Warrants)	Shareholding E. as a % assuming full conversion of convertible securities (as a percentage of diluted share capital) As a % of (A+B+C2)	Number of Locked in shares		Number of Shares pledged or otherwise encumbered	Number of equity shares held in dematerialised form
							Class eg: X	Class eg: Y			No. (a)	As a % of total Shares held (b)		
	(I)	(II)	(IV)	(V)	(VI)	(VII) = (IV)+(V)+(VI)	(IX)	(X)	(XI) = (VII)+(X)	(XII)	(XIII)	(XIV)		
1	Customer/DR Holder													
2	Employee Benefit Trust (under SEBI (Share based Employee Benefit) Regulations, 2014)													
Total Non-Promoter, Non Public Shareholding (C2)														

Note: Number of Voting Rights for Class E.g: X pertains to voting rights of Equity Shares. The Equity Shares issued by the Company are identical in all respects and rank pari passu with each other. The Company has not issued any shares with differential voting rights

