

Shareholding Pattern under Regulation 31 of SEBI (Listing Obligations and Disclosure Requirements) Regulations, 2015

Name of the Company: **SOBHA LIMITED (FORMERLY SOBHA DEVELOPERS LIMITED)**

Scrip Code **532784 (BSE)**

SOBHA (NSE)

Shareholding Pattern Regulation 31(1)(b) of SEBI (Listing Obligations and Disclosure Requirements) Regulations, 2015 for the quarter ended September 30, 2016

Declaration			
	Promoter & Promoter Group	Public	Non Promoter - Non Public
Sr.No.	Particulars	Yes/No	Yes/No
1	Whether the Listed Entity has issued any partly paid up shares?	No	No
2	Whether the Listed Entity has issued any Convertible Securities or Warrants?	No	No
3	Whether the Listed Entity has any shares against which depository receipts are issued?	No	No
4	Whether the Listed Entity has any shares in locked-in?	No	No
5	Whether any shares held by promoters are pledge or otherwise encumbered?	NA	NA
6	Whether the Listed Entity has issued any Differential Voting Rights?	No	No





Table 1 - Summary Statement

SI No.	Category of shareholder	Number of shareholders	Number of fully paid up equity shares held	Number of Partly paid-up equity shares held	Number of unlisted Depository Receipts	Total Numbers of shares held (VI)=(V)+(VI)	Shareholding as a % of total nos. of shares held as per SCRR, 1957. As a % of (A+B+C2)	Number of Voting Rights held in each class of securities			Number of Shares Outstanding (including Warrants)	Shareholding as a % assuming full conversion of convertible securities (as a percentage of diluted share capital) (A+B+C2)	Number of Locked in shares		Number of Shares pledged or otherwise encumbered		Number of equity shares held in dematerialized form
								Class of X	Class of Y	Total			No. (i)	As a % of total shares held (ii)	No. (i)	As a % of Total Shares held (ii)	
(A)	Promoter & Promoter Group	4	58,009,300	-	-	58,009,300	60.24	58,009,300	0	58,009,300	60.24	-	-	10,700,000	18.45	58,009,300	
(B)	Public	34,238	38,295,376	-	-	38,295,376	39.76	38,295,376	0	38,295,376	39.76	-	-	-	-	38,295,376	
(C)	Non Promoter - Non Public	-	-	-	-	-	-	-	-	-	-	-	-	-	-	-	
(C1)	Shares Underlying DRs	-	-	-	-	-	-	-	-	-	-	-	-	-	-	-	
(C2)	Shares held by Employee Trust	-	-	-	-	-	-	-	-	-	-	-	-	-	-	-	
Total		54,242	96,304,676	-	-	96,304,676	100.00	96,304,676	-	96,304,676	100.00	-	-	10,700,000	11.11	96,304,676	



SI No.	Category & Name of shareholder	Number of shareholders	Number of fully paid up equity shares held	Number of Partly paid up equity shares held	Number of shares underlying Depository Receipts	Total number of shares held (IV)+(V)+(VI)	Shareholding % calculated as per SCRR, 1957 (As a % of A+B+C)	Number of Voting Rights held in each class of securities			Total as a % of Total Voting Rights	Number of Outstanding Shares (including Warrants)	Shareholding, as a % assuming full conversion of convertible securities (including diluted shares) As a % of (A+B+C)	Number of Locked in shares (a) As a % of Total Shares held (b)	Number of Shares pledged or otherwise encumbered (a) No. (b)	Number of equity shares held in dematerialised form
								Class of X	Class of Y	Total						
(I)	(II)	(III)	(IV)	(V)	(VI)	(VII)	(VIII)	(IX)	(X)	(XI)	(XII)	(XIII)	(XIV)			
1	Individuals / Hindu Undivided Family / Government / State Government(s)	-	-	-	-	-	-	-	-	-	-	-	-	-	-	
(a)	Individuals / Hindu Undivided Family / Government / State Government(s)	-	-	-	-	-	-	-	-	-	-	-	-	-	-	
(b)	Financial Institutions / Banks / Non-Financial Institutions / Insurance Companies / Mutual Funds / Pension Funds / NRI Investors / Foreign Institutional Investors / Foreign Portfolio Investor / Any Other (Specify)	-	-	-	-	-	-	-	-	-	-	-	-	-	-	
(c)	Relatives of Promoter	1	45,000	-	-	45,000	0.05	-	-	45,000	0.05	-	-	-	-	
(d)	Sub Total (A+I)	1	45,000	-	-	45,000	0.05	-	-	45,000	0.05	-	-	-	-	
2	Foreign Individuals / (Non-Resident Individuals)	-	-	-	-	-	-	-	-	-	-	-	-	-	-	
(a)	Individuals / Foreign	-	-	-	-	-	-	-	-	-	-	-	-	-	-	
(b)	Subsidiary	1	40,346,551	-	-	40,346,551	41.89	-	-	40,346,551	41.89	-	-	-	-	
(c)	P.N.C Meeson (Inclusive of joint holding with Sobha Meeson)	1	17,584,799	-	-	17,584,799	18.26	-	-	17,584,799	18.26	-	-	-	-	
(d)	Govt PFC Meeson	1	32,950	-	-	32,950	0.03	-	-	32,950	0.03	-	-	-	-	
(e)	Government	-	-	-	-	-	-	-	-	-	-	-	-	-	-	
(f)	Institutions	-	-	-	-	-	-	-	-	-	-	-	-	-	-	
(g)	Foreign Portfolio Investor	-	-	-	-	-	-	-	-	-	-	-	-	-	-	
(h)	Any Other (Specify)	-	-	-	-	-	-	-	-	-	-	-	-	-	-	
(i)	Sub Total (A+I)	3	57,964,300	-	-	57,964,300	60.19	-	-	57,964,300	60.19	-	-	-	-	
	Total Shareholding of Promoter and Promoter Group (A)-(A1)-(A2)	4,000	58,009,300	-	-	58,009,300	60.24	-	-	58,009,300	60.24	-	-	-	-	
	Table IIA Unclaimed Shares															
SI No.	Number of shareholders	Number of Shares														




Table III - Public Shareholding

Sl No.	Category & Name of shareholder	Number of shareholders	Number of fully paid up equity shares held	Number of Partly paid up equity shares held	Number of shares underlying Depository Receipts	Total Number of shares held (V)+(V1)+(V2)+(V3)+(V4)	Shareholding as a % of total no. of shares (calculated as per SCRR, 1957) of (A+B+C2)	Number of Voting Rights held in each class of securities			Number of Outstanding convertible securities (including Warrants)	Shareholding, as a % assuming full conversion of convertible securities of diluted share capital As a % of (A+B+C2)	Number of Locked in shares		Number of Shares pledged or otherwise encumbered		Number of equity shares held in dematerialised form
								Class 'X'	Class 'Y'	Total			As a % of Total Voting Rights	(a)	(b)	(a)	
1	Institutions																
(a)	Mutual Fund	5	5,480,608	-	-	5,480,608	5.69	5,480,608	-	-	5.69	-	-	-	-	-	5,480,608
	ICICI Prudential Balanced Advantage Fund	-	2,536,789	-	-	2,536,789	2.63	2,536,789	-	-	2.63	-	-	-	-	-	2,536,789
	Franklin Templeton Mutual Fund A/C Franklin India Prima Fund	-	1,474,909	-	-	1,474,909	1.53	1,474,909	-	-	1.53	-	-	-	-	-	1,474,909
	Franklin India Smaller Companies Fund	-	1,223,470	-	-	1,223,470	1.27	1,223,470	-	-	1.27	-	-	-	-	-	1,223,470
(b)	Venture Capital Funds	-	-	-	-	-	-	-	-	-	-	-	-	-	-	-	-
(c)	Alternative Investment Funds	-	-	-	-	-	-	-	-	-	-	-	-	-	-	-	-
(d)	Foreign Venture Capital Investors	-	-	-	-	-	-	-	-	-	-	-	-	-	-	-	-
(e)	Foreign Portfolio Investor	102	28,119,227	-	-	28,119,227	29.20	28,119,227	-	-	29.20	-	-	-	-	-	28,119,227
	Punjab Asia Fund	-	6,774,552	-	-	6,774,552	7.03	6,774,552	-	-	7.03	-	-	-	-	-	6,774,552
	Nordea 1 SICAV - Emerging Surs Equity Fund	-	5,024,203	-	-	5,024,203	5.22	5,024,203	-	-	5.22	-	-	-	-	-	5,024,203
	Nusantara Master Fund Schroder International Selection Fund Emerging Asia	-	2,113,446	-	-	2,113,446	2.19	2,113,446	-	-	2.19	-	-	-	-	-	2,113,446
	College - Retirement Equities Fund - Stock Account	-	1,672,398	-	-	1,672,398	1.74	1,672,398	-	-	1.74	-	-	-	-	-	1,672,398
	Financial Institutions / Banks	5	551,230	-	-	551,230	0.57	551,230	-	-	0.57	-	-	-	-	-	551,230
(f)	Insurance Companies	1	53,272	-	-	53,272	0.06	53,272	-	-	0.06	-	-	-	-	-	53,272
(g)	Provident Funds/ Pension Funds	-	-	-	-	-	-	-	-	-	-	-	-	-	-	-	-
(h)	Any Other (Specify)	-	-	-	-	-	-	-	-	-	-	-	-	-	-	-	-
2	Sub Total (B)(1) Central Government/ State Government(s)/ President of India	113	34,204,337	-	-	34,204,337	35.52	34,204,337	-	-	35.52	-	-	-	-	-	34,204,337
3	Sub Total (B)(2) Non-institutions	-	-	-	-	-	-	-	-	-	-	-	-	-	-	-	-
(a)	Individuals	30,401	2,733,265	-	-	2,733,265	2.84	2,733,265	-	-	2.84	-	-	-	-	-	2,733,265
(b)	H. Individual shareholders holding nominal share capital in excess of Rs. 2 Lakhs.	3	153,530	-	-	153,530	0.16	153,530	-	-	0.16	-	-	-	-	-	153,530
(c)	NDR's registered with RBI	-	-	-	-	-	-	-	-	-	-	-	-	-	-	-	-
(d)	Bankers/ Trusts	-	-	-	-	-	-	-	-	-	-	-	-	-	-	-	-
(e)	DR's (including Depository Receipts)	-	-	-	-	-	-	-	-	-	-	-	-	-	-	-	-
(f)	Any Other (Specify)	-	-	-	-	-	-	-	-	-	-	-	-	-	-	-	-
(g)	Sub Total (B)(3) Individuals	3,721	1,204,244	-	-	1,204,244	1.25	1,204,244	-	-	1.25	-	-	-	-	-	1,204,244
	Trusts	4	179	-	-	179	0.00	179	-	-	0.00	-	-	-	-	-	179
	Hindu Undivided Family	2,113	80,140	-	-	80,140	0.08	80,140	-	-	0.08	-	-	-	-	-	80,140
	Non-Resident Indians (Non-Repatriable)	199	46,338	-	-	46,338	0.05	46,338	-	-	0.05	-	-	-	-	-	46,338
	Non-Resident Indians (Repatriable)	661	233,165	-	-	233,165	0.26	233,165	-	-	0.26	-	-	-	-	-	233,165
	Independent Director	3	20,635	-	-	20,635	0.02	20,635	-	-	0.02	-	-	-	-	-	20,635
	Other Directors	1	15	-	-	15	0.00	15	-	-	0.00	-	-	-	-	-	15
	Office Bearers	127	27,347	-	-	27,347	0.12	27,347	-	-	0.12	-	-	-	-	-	27,347
	Overseas Bodies/ Companies	2	11	-	-	11	0.00	11	-	-	0.00	-	-	-	-	-	11
	Charter Member	209	90,306	-	-	90,306	0.09	90,306	-	-	0.09	-	-	-	-	-	90,306
	Bodies Corporate	400	686,108	-	-	686,108	0.71	686,108	-	-	0.71	-	-	-	-	-	686,108
	Sub Total (B)(3)	54,125	4,091,039	-	-	4,091,039	4.25	4,091,039	-	-	4.25	-	-	-	-	-	4,091,039
	Total Public Shareholding (B) = (B)(1)+(B)(2)+(B)(3)	54,138	38,295,376	-	-	38,295,376	39.76	38,295,376	-	-	39.76	-	-	-	-	-	38,295,376




Table III A - Details of Shareholders acting as Persons in Control including their Shareholding			
SI No.	Name of Shareholder	Name of P.A.C.	Holding %

Table III B - Details of Shares Locked		
SI No.	Number of Shareholders	Number of Shares held
1	83	841

SI No.	Category & Name of shareholders	PAN	Number of shareholders	Number of fully paid up equity shares held	Number of Partly paid up equity shares held	Number of shares underlying Depository Receipts	Total number of shares held (VII) = (IV)+(V)+(VI)	Shareholding as a % of total number of shares (calculated as per Section 195(1) As a % of (A+B+C2)	Number of Voting Rights held in each class of securities			Number of Shares Underlying convertible securities (as defined in Warrants)	Shareholding, as a % assuming full conversion of convertible securities (as a % of (A+B+C2))	Number of Locked in shares		Number of Shares pledged or otherwise encumbered		Number of equity shares held in dematerialised form	
									Number of Voting Rights					Total as a % of Total Voting Rights	(a)	(b)	(a)		(b)
									Class eq: X	Class eq: Y	Total								
1	(I)	(II)	(III)	(IV)	(V)	(VI)	(VII)		(IX)	(X)	(XI)	(XII)	(XIII)	(XIV)	(XV)				
2	Coventry DB Holder Equity Based Trust under SEBI Scheme Based Employee Benefit Regulations, 2014																		
Total Non-Premier- Non Public Shareholding (C) = (C1)+(C2)																			

Note: Number of Voting Rights for Class Eq: X pertain to voting rights of Equity Shares. The Equity Shares issued by the Company are identical in all respects and rank pari passu with each other. The Company has not issued any shares with differential voting rights

